



Framework® Computer Inc


Model:FRAGPE0000

Product:Framework Laptop 16 (AMD Ryzen™ AI 300 Series)




System Photos

Framework Laptop 16 - Expansion Bay Shell




System Photos


Framework Laptop 16 - Graphics Module





Laptop Overviews

Framework Laptop 16 - Expansion Bay Shell

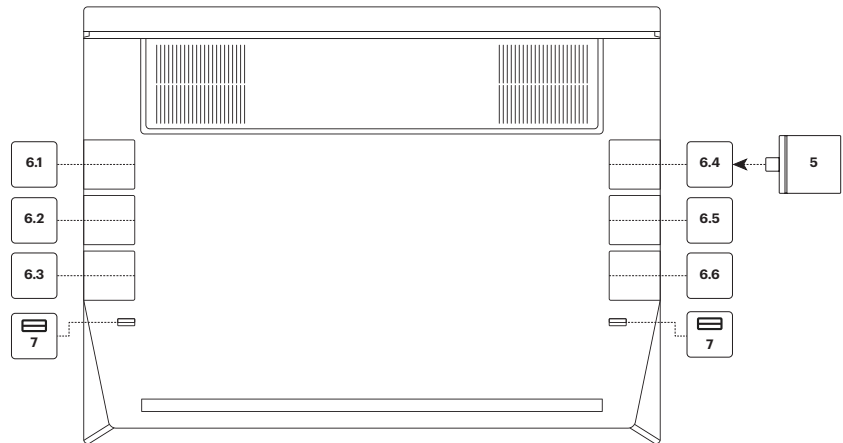


 Microphone Privacy Switch


 Camera Privacy Switch


 Power Button and Fingerprint Reader

 Input Module Latch





Expansion Bay Shell

 Expansion Card


 Type-C Connector
資料傳輸：USB4. Power Delivery IN/OUT 48V, 5A;
36V, 5A / 5V, 3A 影音傳輸:3840*2160(60Hz)


 Type-C Connector
資料傳輸：USB3.2. Power Delivery IN/OUT 48V, 5A;
36V, 5A / 5V, 3A 影音輸出:3840*2160(60Hz)

 Type-C Connector
資料傳輸：USB3.2. Power Delivery OUT 5V, 1.5A

 Type-C Connector
資料傳輸：USB4. Power Delivery IN/OUT 48V, 5A;
36V, 5A / 5V, 3A 影音傳輸:3840*2160(60Hz)


 Type-C Connector
資料傳輸：USB3.2. Power Delivery IN/OUT 48V, 5A;
36V, 5A / 5V, 3A 影音輸出:3840*2160(60Hz)

 Type-C Connector
資料傳輸：USB3.2. Power Delivery OUT 5V, 1.5A

 Expansion Card Latch

Laptop Overviews

Framework Laptop 16 - Graphics Module

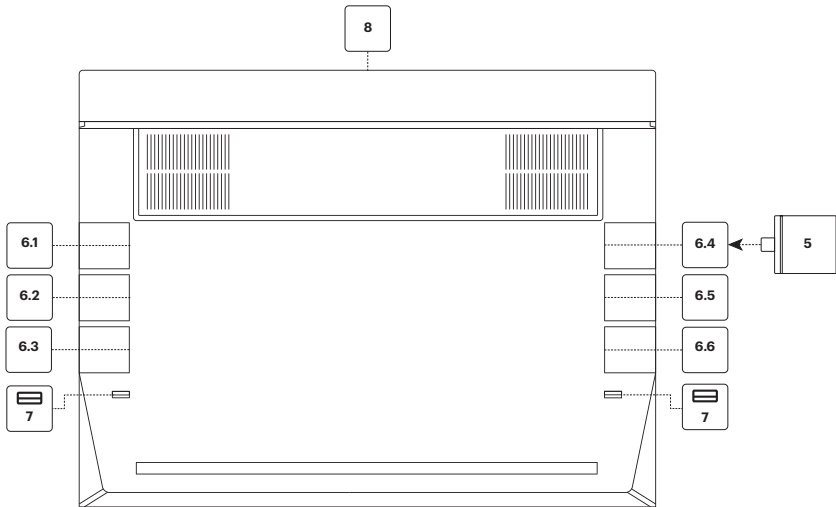


1 Microphone Privacy Switch

2 Camera Privacy Switch

3 Power Button and Fingerprint Reader

4 Input Module Latch



Graphics Module

5 Expansion Card

6.1 Type-C Connector
資料傳輸：USB4. Power Delivery IN/OUT 48V, 5A ; 36V, 5A / 5V, 3A 影音傳輸:3840*2160(60Hz)

6.2 Type-C Connector
資料傳輸：USB3.2. Power Delivery IN/OUT 48V, 5A ; 36V, 5A / 5V, 3A 影音輸:3840*2160(60Hz)

6.3 Type-C Connector
資料傳輸：USB3.2. Power Delivery OUT 5V, 1.5A

6.4 Type-C Connector
資料傳輸：USB4. Power Delivery IN/OUT 48V, 5A ; 36V, 5A / 5V, 3A 影音傳輸:3840*2160(60Hz)

6.5 Type-C Connector
資料傳輸：USB3.2. Power Delivery IN/OUT 48V, 5A ; 36V, 5A / 5V, 3A 影音輸:3840*2160(60Hz)

6.6 Type-C Connector
資料傳輸：USB3.2. Power Delivery OUT 5V, 1.5A

7 Expansion Card Latch

8 Type-C Connector
資料傳輸:USB2.0,Power Delivery IN/OUT48V, 5A ; 36V, 5A / 5V, 3A 影像輸:3840*2160(60Hz)

Important Safety and Handling Information

This section of the User Manual contains safety, handling, disposal, recycling, and regulatory information, as well as the limited warranty for the Framework® Laptop 16, including all current and future models of the FRAGPE0000. Please read all safety information and operating instructions before using the Framework® Laptop to avoid injury or harm. For a downloadable version of the Framework® Laptop 16 support guide please visit the following website.

<https://frame.work/support>

General Safety Guide

Read the following safety, operating, and warning instructions before you use Framework® Laptop 16. Failing to do so may cause injury.

The Framework Laptop USB-C power source max supply is 3A (first and second port on both side) output when only a single port is used, if the second USB-C is also in use the power source mode will drop to 1.5A. As for USB IO ports on the bottom of both side, the max supply is 1.5A

WARNING: Choking Hazards

The Framework® Laptop 16 has small parts that may present a choking hazard to small children and pets. Keep the Framework® Laptop 16 and its accessories away from small children.

WARNING: Rechargeable Lithium Ion Battery

Caution: Risk of explosion if battery is replaced with the incorrect type. The battery used in this device may present a risk of fire or chemical burn if mistreated.

Do not use the Framework Laptop 16 if its cover or the battery's plastic or mylar cover has been cracked or compromised in any way.
Do not use the battery in the event of battery leakage.
Do not expose the battery to excessive physical shock, excessive heat, or fire.
Do not attempt to dismantle, pierce, distort, or cut the battery, and do not attempt to repair the battery.

We recommend that you replace the battery with battery model FRANDB0000 or other Framework - recommended batteries only. For more information in regards to Framework - recommended batteries and used battery recycling instructions please visit <https://fr.mw/FRANDBAT>.

Keep away from children. For additional handling information please visit our online manual that can be found at the following link: <https://frame.work/support>.

WARNING: ESD Shock

The Framework® Laptop 16 includes internal components that are sensitive to ESD. Improper use may result in electrostatic shock to the user or minor to severe damage to the product. Please visit our support page for more information in regards to operating and repairing the Framework® Laptop 16 properly to avoid ESD issues.

WARNING: Hearing Damage



To prevent possible hearing damage, do not listen at high volume levels for long periods.

⚠️ WARNING: Prop 65

WARNING: This product can expose you to Bisphenol A material, which is known to the State of California to cause birth defects or other reproductive harm. For more information go to www.P65Warnings.ca.gov.

Operating Guide: Temperature, Storage, Use, and Replacement

Operate and store the Framework® Laptop 16 in a place where the temperature is between 5°C -35°C (41 °F - 95 °F) (operating) -25°C - 45°C (-13 °F - 113 °F) (storage). Low or high-temperature conditions might cause the Framework® Laptop 16 to temporarily stop working properly.

Do not place the Laptop directly on the user's lap and exposed skin. Avoid using your Laptop with the base resting directly on the skin. The surface temperature may rise during normal operation. Sustained contact with exposed skin may cause discomfort or burn.

Do not operate the Framework® Laptop 16 without all of the removable components installed. Operation must include all components.

Please follow the below safety instructions in order to safely replace all of the Framework® Laptops interchangeable components.

Remove your Laptop from all power sources by unplugging your AC cable from your power outlet

Turn your computer off

Wait until your Laptop is completely cool to the touch to open or remove any internal components (This can take anywhere from 5 - 30 minutes).

CAUTION: if you do not wait for the Laptop to cool down you may risk the chance of encountering hot components which may result in a potential burn risk.

Powering Framework® Laptop 16 Back On

Before restarting the Framework® Laptop 16 users must ensure that all screws are in place and tightened both internally and externally. The user must also ensure that all of the interchangeable components must be in their original locations. For instructions on the reassembly of the Framework® Laptop 16 - please refer to the replacement instructions in the reverse order. Please access the following link for assembly and disassembly instructions. The Framework Laptop should not be opened for 20 minutes after removing the power cord. Remove the power cord before disassembling the laptop.

Operating Guide: Charging

Examine the power adapter cord regularly for damage. Never use a damaged power adapter cord. Use only certified power adapter cords for charging. Misuse can cause electrical shock.

Do not use the Framework® Laptop 16 if its mylar cover has been cracked or compromised in any way.

The socket-outlet shall be installed near the equipment and shall be easily accessible.

Framework Computer Inc Limited Warranty

By using your Framework Computer Inc ("Framework") product, you agree to be bound by the terms of the Framework Limited Warranty ("Warranty"). See website:

<http://frame.work/support/warranty>

If you do not agree to the terms of the Warranty, please return the Product within the return period stated in Framework's Terms of Sale.

Framework® Laptop Declaration of Conformity

CE Declaration of Conformity

This product has been determined to be compliant with the applicable standards, regulations, and directives for the countries where the product is marketed. The product is affixed with regulatory marking and text as necessary for the country/agency. All certifications pertain to Model Number: FRANGPE0000.

European Union



Hereby, Framework Computer Inc declares that Framework Laptop 16, FRANGPE0000 is in compliance with the essential requirements and other relevant provisions of Radio Equipment Directives: 2014/53/EU, RoHS Directive 2011/65/EU, Ecodesign Directive 2009/165/EC

The following Safety and Health standards have been applied: Article 3.1a: EN IEC 62368-1:2020+A11:2020 and EN 50566:2017 Article 3.1a: EN 301 489-1 V2.2.3 and EN 301 489-17 V 3.2.4

Other Tests: EMC - CISPR 32/CISPR 35, EN55032/55035, Commission Regulation (EU) No. 617/2013, EN 62623:2013, EN 50581:2012, EN IEC 63000:2018, REACH

The EC Declaration of Conformity can be referenced at the below link: <https://frame.work/support>

Deactivating the power management function will increase energy consumption.

Operation in 5150~5350MHz & 5945~6425MHz is restricted to indoor use only.

Operation in 5945~6425 MHz is restricted to be used on Unmanned Aircraft Systems (UAS) .

This equipment should be installed and operated with a minimum distance of 20 cm between the radiator and your body.

Radio Type/Description		Transmitter Frequency (MHz)	Maximum Output Power (dBm)
Bluetooth	BR+EDR	2402-2480	20
	Low Energy	2402-2480	20

Radio Type/Description	Transmitter Frequency (MHz)	Maximum Output Power (dBm)
WLAN 2.4G	2412-2480	20
WLAN 5G	5150-5350	23
	5470-5725	23
	5725-5850	13.98
WLAN 6G	5945-6425_LPI	23
	5945-6425_VLP	14

United States



This device complies with FCC CFR Title 47, Part 15, Subpart B, Class B of the FCC Rules. Operation is subject to the following two conditions: (1) this device may not cause harmful interference, and (2) this device must accept any interference received, including interference that may cause undesired operation.

Federal Communications Commission (FCC) Statement

15.105(b)

This equipment has been tested and found to comply with the limits for a Class B digital device, pursuant to part 15 of the FCC rules.

These limits are designed to provide reasonable protection against harmful interference in a residential installation.

This equipment generates, uses and can radiate radio frequency energy and, if not installed and used in accordance with the instructions, may cause harmful interference to radio communications. However, there is no guarantee that interference will not occur in a particular installation. If this equipment does cause harmful interference to radio or television reception, which can be determined by turning the equipment off and on, the user is encouraged to try to correct the interference by one or more of the following measures:

- Reorient or relocate the receiving antenna.
- Increase the separation between the equipment and receiver.
- Connect the equipment into an outlet on a circuit different from that to which the receiver is connected.
- Consult the dealer or an experienced radio/TV technician for help.

You are cautioned that changes or modifications not expressly approved by the party responsible for compliance could void the user's authority to operate the equipment.

RF Radiation Exposure Statement:

1. This Transmitter must not be co-located or operating in conjunction with any other antenna or transmitter.
 2. This equipment complies with RF radiation exposure limits set forth for an uncontrolled environment. This equipment should be installed and operated, keeping the radiator at least 20cm or more away from the person's body.
- Operation of transmitters in the 5.925-7.125 GHz band is prohibited for control of or communications with unmanned aircraft systems.

Canada

This device complies with Industry Canada license-exempt RSS standard(s). Operation is subject to the following two conditions:
(1) this device may not cause interference, and (2) this device must accept any interference, including interference that may cause undesired operation of the device.

Caution: Exposure to Radio Frequency Radiation

1. To comply with the Canadian RF exposure compliance requirements, this device and its antenna must not be co-located or operating in conjunction with any other antenna or transmitter.
2. To comply with RSS 102 RF exposure compliance requirements, this equipment should be installed and operated, keeping the radiator at least 20cm or more away from the person's body.

Operation in 5150~5250MHz & 5850~5895MHz is for indoor use only.

Le fonctionnement en 5150 à 5250 MHz et 5850 à 5895 MHz est réservé à une utilisation à l'intérieur uniquement.

1. Devices shall not be used for control of or communications with unmanned aircraft systems.
2. Operation on oil platforms, automobiles, trains, maritime vessels and aircraft shall be prohibited except for operating in the 5925-6425 MHz on large aircraft flying above 3,048 m (10,000 ft).

United Kingdom

Hereby, Framework Computer Inc declares that Framework Laptop 16, FRAGPE0000 is in compliance with the essential requirements and other relevant provisions of Radio Equipment Regulations 2017.

The EC Declaration of Conformity can be referenced at the below link: <https://frame.work/support>



447 Sutter St. PMB 135, San Francisco, CA, 94108-4618, United States+1 (415) 475 - 3769

Taiwan

BSMI

系統規格 : 36V/5A or 48V/5A

美商豐沃電腦股份有限公司

台北市信義區基隆路一段 163 號 18 樓之 3

限用物質含有情況標示聲明書

Declaration of the Presence Condition of the Restricted Substances Marking

設備名稱：筆記型電腦，型號（型式）：

Equipment Name: Framework Computer Type Designation (Type):FRANBP0000, FRANPA0000, FRANPE0000, FRANPJ0000

單元 Unit	限用物質及其化學符號 Restricted substances and its chemical symbols					
	鉛 Lead (Pb)	汞 Mercury (Hg)	鎘 Cadmium (Cd)	六價鉻 Hexavalent chromium (Cr ⁺⁶)	多溴聯苯 Polybrominated biphenyls (PBB)	多溴二苯醚 Polybrominated diphenyl ethers (PBDE)
纜線 Cables	—	○	○	○	○	○
機殼 / 其他 Chassis/Other	—	○	○	○	○	○
輸入 / 輸出印刷電路組件 I/O PCAs	—	○	○	○	○	○
液晶顯示器 (LCD) 面板 Liquid crystal display (LCD) panel	—	○	○	○	○	○
記憶體 Memory	○	○	○	○	○	○
主機板、處理器、散熱器 Motherboard, processor, heat sinks	—	○	○	○	○	○
電源組 Power pack	—	○	○	○	○	○
電源供應器 Power supply	—	○	○	○	○	○
儲存裝置 Storage Devices	—	○	○	○	○	○

無線裝置 Wireless Devices	—	○	○	○	○	○
<p>備考 1. “超出 0.1 wt %” 及 “超出 0.01 wt %” 係指限用物質之百分比含量超出百分比含量基準值。Note 1: “Exceeding 0.1 wt %” and “exceeding 0.01 wt %” indicate that the percentage content of the restricted substance exceeds the reference percentage value of presence condition.</p> <p>備考 2. “○” 係指該項限用物質之百分比含量未超出百分比含量基準值。Note 2: The “○” indicates that the percentage content of the restricted substance does not exceed the percentage of reference value of presence.</p> <p>備考 3. “—” 係指該項限用物質為排除項目。Note 3: The “—” indicates that the restricted substance corresponds to the exemption.</p>						

使用過度恐傷害視力
使用 30 分鐘請休息 10 分鐘。
未滿 2 歲幼兒不看螢幕，2 歲以上每天看螢幕不要超過 1 小時。

取得審驗證明之低功率射頻器材，非經核准，公司、商號或使用者均不得擅自變更頻率、加大功率或變更原設計之特性及功能。低功率射頻器材之使用不得影響飛航安全及干擾合法 通信；經發現有干擾現象時，應立即停用，並改善至無干擾時方得繼續使用。前述合法通信，指依電信管理法規定作業之無線電通信。低功率射頻器材須忍受合法通信或工業、科學及 醫療用電波輻射性電機設備之干擾。

應避免影響附近雷達系統之操作。
高增益指向性天線只得應用於固定式點對點系統。

End of Life Product Disposal

At the end of this product’s life, do not dispose of this product in your general household waste. Instead, in order to prevent possible harm to the environment or human health from uncontrolled waste disposal, please dispose of this product separately in accordance with your local laws and regulations.

For more information on the separate collection systems for waste electrical and electronic equipment that are available for consumers near your home free of charge, please contact your local municipality. You can also contact the retailer from which you purchased your Framework Laptop 16 as they may have recycling services or may be part of a specific recycling program.

If disposed of properly, this product will be treated in an environmentally sound manner at a licensed recycling plant and its components will be recovered, recycled or reused in the most efficient manner in compliance with the requirements of the Directive on Waste Electrical and Electronic Equipment (2012/19/EU) of 14 February, 2014 (as subsequently amended or replaced) (“2012/19/EU”).

Battery Disposal

Damaged or unusable batteries must be disposed of in a container specially reserved for this purpose. When disposing of the battery, follow appropriate local guidelines and regulations. For further information, contact your local solid waste authority.



The trash can symbol on the Framework Laptop or on its packaging indicates that it must not be disposed of with your other household waste, pursuant to 2012/19/EU. Instead, it is your responsibility to dispose of your waste equipment by handing it over to a designated collection point for the recycling of waste electrical and electronic equipment. The separate collection and recycling of your waste equipment at the time of disposal will help to conserve natural resources and ensure that it is recycled in a manner that protects human health and the environment. For more information about where you can drop off your waste equipment for recycling, please contact your local city office, your household waste disposal service, or the shop where you purchased the product.

Bluetooth

The Bluetooth® word mark and logos are registered trademarks owned by Bluetooth SIG, Inc. and any use of such marks by Framework is under license.

Copyright © 2025 Framework Computer Inc. All Rights Reserved.

The total or even partial reproduction, transmission, or storage of this guide in any form or by any process whatsoever (electronic, mechanical, photocopy, recording, or otherwise) is strictly prohibited without prior consent from Framework Computer Inc.

Registered Trademarks

All trademarks mentioned in this guide are the property of their respective owners

Framework® Laptop 16 Portable Computer Technical Information

[illegible]

Weight	搭配擴充槽外殼 2.1 公斤 搭配顯示卡模組 :2.4 公斤	搭配擴充槽外殼 2.1 公斤 搭配顯示卡模組 :2.4 公斤	搭配擴充槽外殼 2.1 公斤 搭配顯示卡模組 :2.4 公斤	搭配擴充槽外殼 2.1 公斤 搭配顯示卡模組 :2.4 公斤	搭配擴充槽外殼 2.1 公斤 搭配顯示卡模組 :2.4 公斤	搭配擴充槽外殼 2.1 公斤 搭配顯示卡模組 :2.4 公斤
Power Adapter	240W USB-C	240W USB-C	240W USB-C	240W USB-C	240W USB-C	240W USB-C
Warranty	美國：一年有限保固 英國 / 歐盟：兩年有限保固 西班牙：三年有限保固	美國：一年有限保固 英國 / 歐盟：兩年有限保固 西班牙：三年有限保固	美國：一年有限保固 英國 / 歐盟：兩年有限保固 西班牙：三年有限保固	美國：一年有限保固 英國 / 歐盟：兩年有限保固 西班牙：三年有限保固	美國：一年有限保固 英國 / 歐盟：兩年有限保固 西班牙：三年有限保固	美國：一年有限保固 英國 / 歐盟：兩年有限保固 西班牙：三年有限保固

Portable Computer Certifications

Region	Directive	Test Standard	Category
Global	RoHS	Directive 2011/65/EU	Green
Global	REACH (SVHC) Declaration	Regulation (EC) no 1907/2006	Green
Global	Halogen Free (HF) Requirement	IEEE Std. 1680.1-2018	Green
USA	DOE & CEC BCS	CEC BCS: California Code of Regulations, Title 20, Division 2, Chapter 4. Energy Conservation - Battery Charging System, DoE BC: Energy Conservation Standards for Battery Chargers 10 CFR Parts 429 and 430	Green
USA	CEC Computer	Appliance Efficiency Regulations of California Energy Commission. California Code of Regulations, Title 20, Division 2, Chapter 4. Energy Conservation-Computers.	Green
USA	E-Star	ENERGY STAR Program Requirements for Computers Version 8.0	Green
USA	California Prop65	California Proposition 65	Green
Canada	NRCan BCS	CAN/CSA-C381.2-17 Energy performance of battery charging systems and uninterruptible power supplies, May 01, 2017	Green
EU	ErP lot3 or 6/26	Regulation (EC) no 1275/2008 Regulation (EU) 2023/826	Green
EU	WEEE Report	Directive 2012/19/EU	Green
Australia/New Zealand	AUS/NZ MEPS	AS/NZS 5813.1:2012 & AS/NZ 5813.2:2012	Green
Japan	JEL	2019 JEITA IS-536	Green
South Korea	Korea MEPS	KS C IEC 62301	Green

Region	Directive	Test Standard	Category
Taiwan	BMSI-RoHS	CNS 15663	Green
EU	CE	EN 5532:2015+A11:2020 Class B, EN 55035:2017+A11:2020	EMC
USA	FCC	FCC CFR Title 47, Part 15, Subpart B, Class B	EMC
Japan	VCCI	VCCI-CISPR 32:2016	EMC
Australia/New Zealand	RCM	CISPR 32:2015+AMD1:2019 AS/NZS CISPR 32:2015+AMD1:2020	EMC
Taiwan	BSMI	CNS 15936(105 年版)	EMC
South Korea	MSIP	KS C 9832:2023, KS C 9835:2019	EMC
Canada	ISED	ICES-003, Issue 7 ANSI C63.4-2014 ANSI C63.4a-2017	
N/A	Testing Fee in 3rd Party Lab	ISO/IEC 17025:2017	EMC
EU	CB	IEC 62368-1:2018 (Third Edition)	Safety
USA	Nemko CCL	UL 62368-1, 3rd Edition, CAN/CSA C22.2 No. 62368-1-19, 3rd Edition	Safety
Taiwan	BSMI	CNS15598-1(109), CNS15936(105)	Safety
South Korea	KC Safety	KC 62368-1(2021-08)	Safety
USA	FCC	FCC Part 2, Section 2.1091, FCC Part 15, Subpart C 15.247, FCC Part 15, Subpart 15.407	RF
Canada	IC	RSS102 Issue 6, RSS-247 Issue 3 Aug. 2023, RSS-Gen Issue 5, Amendment 2, February 2021 RSS-248, issue 3 Oct. 2024	RF
EU	CE	EN 300 328 V2.2.2, EN 300 893 V2.1.1, EN 300 440 V2.2.1 EN 303 687 V1.1.1, EN IEC 62311:2020, EN 50665:2017.	RF
Australia/New Zealand	ACMA	AS/NZS 4268:2017+Amd 1:2021,Radiocommunications Equipment (General) Rules 2021 and AS/NZS 2772.2:2016+Amd 1:2018.	RF
Taiwan	NCC	LP0002	RF

EMC Statement

EMC Emissions Class refers to one of the following use environments:

EMC Class B products are intended for use in residential/domestic environments but may also be used in non-residential/non-domestic environments.

RF Classification

RF OUTPUT	Model Number	Max Output Power:dBuA/m
LAPTOP	FRAGPE0000	N/A
MAINBOARD	FRANMH0000	N/A
EXPANSION CARD_HDMI	FRACCHBZ01	N/A
EXPANSION CARD_USBC	FRACCKBZ01	N/A
EXPANSION CARD_USBC	FRACCCBZ01	N/A
EXPANSION CARD_USBA	FRACCABZ01	N/A
EXPANSION CARD_Display Port	FRACCCDBZ01	N/A
EXPANSION CARD_MICRO SD	FRACCMBZ01	N/A
EXPANSION CARD_MICRO SD	FRACCVBZ01	N/A
1TB Expansion Card	FRACCFBZ0A	N/A
250GB Expansion Card	FRACCFBZ02	N/A
Ethernet Expansion Card	FRACCTBZ00	N/A
Audio Expansion Card	FRACCCJBZ01	N/A
Expansion Card_SD	FRACCNBZ01	N/A

NOTE: All of the items categorized as peripheral have been certified as unintentional radiators and comply with 47 CFR § 15.

NOTE: This equipment has been tested and found to comply with the limits for a Class B digital device, pursuant to part 15 of the FCC Rules. These limits are designed to provide reasonable protection against harmful interference in a residential installation. This equipment generates, uses and can radiate radio frequency energy and, if not installed and used in accordance with the instructions, may cause harmful interference to radio communications.

Accessory Technical and Certification Information

Power Supply Technical Information

Input Voltage	110-240 VAC
Input Current (Maximum)	1.5A
Input Frequency	50-60Hz
Rated Output Current (Maximum)	5A
Maximum Power	240W
No load power	<0.15W
Standor	USB PD 3.1
Output receptacle	Type-C
Input receptacle	C6
AC cable length	1.0m

Power Cord Certifications

Region	Directive	Standard
USA/Canada	UL+CB via UL	UL 60950-1, 2nd Edition ,CAN/CSA C22.2 No. 60950-1-07, 2nd Edition UL 62368-1, 2nd Edition, CAN/CSA C22.2 No. 62368-1-14, 2nd Edition IEC 60950-1:2005 (Second Edition) + AMD 1:2009 + AMD 2:2013 IEC 62368-1:2014 (Second Edition)
USA/Canada	FCC + ICES	47 CFR FCC Part 15 Subpart B (Class B) ICES-003 Issue 7 : October 2020 (Class B)
USA	NRCAN, CEC, DOE	US DOE: Office of Energy Efficiency and Renewable Energy 10 CFR Parts 429 and 430 US CEC: California Code of Regulations, Title 20, Division 2, Chapter 4, Article 4. Appliance Efficiency Regulations, Sections 1601 through 1609
Canada	Energy Efficiency Regulations	NRCAN: Amendment 14 to the Energy Efficiency Regulations for External Power Supplies in the Canada Gazette, Part II Quebec: O.C.1394-2018 in GAZETTE OFFICIELLE DU QUEBEC, December 12, 2018, Vol. 150, No.50
Australia/New Zealand	GEMS	AS/NZS4665.1-2005+A1:2009 AS/NZS4665.2-2005+A1:2009
Australia/New Zealand	RCM	AS/NZS CISPR 32 ; AS/NZS 62368.1

Region	Directive	Standard
EU	ErP, CoC	EU: COMMISSION REGULATION (EU) 2019/1782 of 1 October 2019 EU: Code of Conduct on Energy Efficiency of External Power Supplies Version 5
EU	CE EMC, CE LVD (CB)	EN 55032:2015+AC:2016, Class B +EN 55024:2010 +A1:2015 + EN55035:2017+EN 301489-1 EN 62368-1:2014 + A11:2017
Taiwan	BSMI	CNS13438(95 年版) CNS14336-1(99 年版) CNS15663(102 年版)
South Korea	KC	KC 62368-1 (2021-08)
South Korea	KCC+KC K-MEPS via KTC	K60950-1 KN32,KN35
Mexico	NYCE	NOM-001-SCFI-2018/ NMX-I-60950-1-NYCE-2015 NOM-029-ENER-2017
Japan	PSE(PHC) via JET	Appendix 12 J62368-1 (H30), J55032(H29) and J3000(H25)

Framework's products are provided with the power cord and user documentation suitable for the intended country of delivery. Products that are relocated to other countries should use nationally certified power cords and plugs to ensure safe operation of the product. Contact Framework to determine if alternate power cords or user documentation in other languages is available for your market.

Expansion Card Technical Information

Product Name	Model Number	Input Voltage/Current	CLASSIFICATION
EXPANSION CARD_HDMI	FRACCHBZ01	USB Type C to HDMI: 5Vdc/700mA	Peripheral
EXPANSION CARD_USBC	FRACCCBZ01	N/A	Peripheral
EXPANSION CARD_USBA	FRACCABZ01	N/A	Peripheral
EXPANSION CARD_250GB	FRACCFBZ02	USB Type C to 250GB: 5Vdc/330mA	Peripheral
EXPANSION CARD_1TB	FRACCFBZ0A	USB Type C to 1TB: 5Vdc/400mA	Peripheral
EXPANSION CARD_MICRO SD	FRACCMBZ01	USB Type C to MicroSD: 5Vdc/600mA	Peripheral
EXPANSION CARD_DisplayPort	FRACCCDBZ01	USB Type C to DP: 5Vdc/450mA	Peripheral
EXPANSION CARD_ETHERNET	FRACCTBZ00	USB Type C to Ethernet: 5Vdc/185mA	Peripheral

Expansion Card Certifications

Region	Test	Test Specification
EU	CE - Directive 2014/30/EU	EN 55032:2015 +A11:2020, Class B EN 55035:2017+A11:2020 EN 6100-4-2:2009 / IEC 61000-4-2: 2008 ED. 2.0 EN IEC 61000-4-3: 2020 / IEC 61000-4-3: 2020 ED. 4.0 EN 61000-4-8: 2010 / IEC 61000-4-8: 2009 ED/ 2.0
Canada	ICES	IICES-003:2020 Issue 7, Class B ICES-Gen:2018 Issue 1+A1:2021 ANSI C63.4-2014 amended as per ANSI C63.4a-2017
USA	FCC	47 CFR FCC Part 15, Subpart B, Class B ANSI C63.4:2014
Taiwan	BMSI	CNS 13438 – 乙類 (095/06/01 年版)
Japan	VCCI	VCCI-CISPR 32:2016, Class B

DATASHEET RESPONSIBLE PARTY NAME AND ADDRESS

Responsible Party	Address	Website
Framework Computer Inc	447 Sutter St. PMB 135, San Francisco, CA, 94108-4618, United States +1 (415) 475 - 3769	https://frame.work